

## A guide to finding local area data using the UK Census (Scotland)

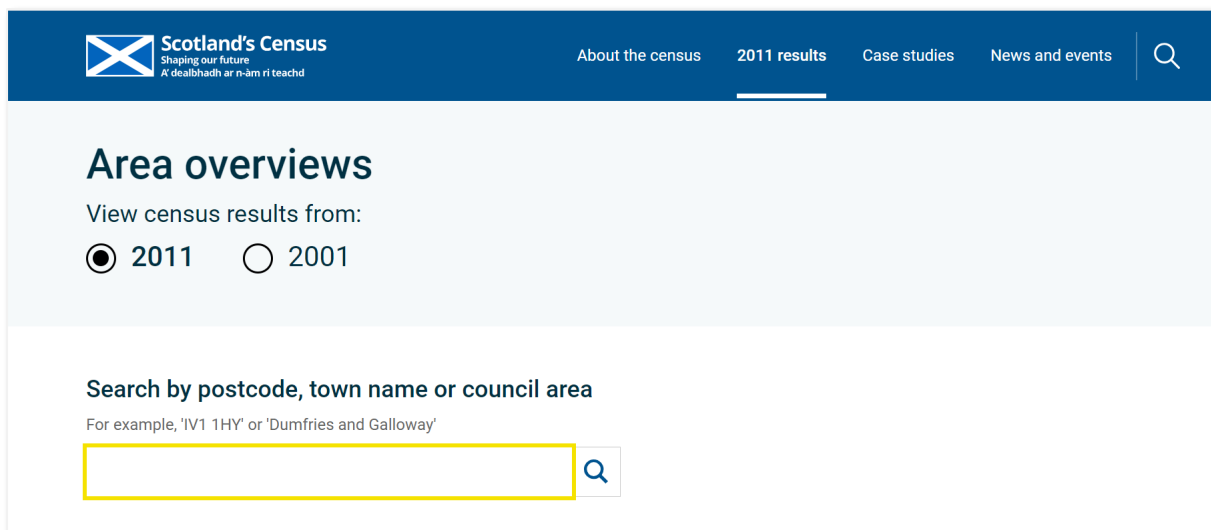
This guide will walk you through how to find information about your local area using the UK Census and how to compare this to the results from the Making Music Census Comparison Survey.

You can find information about your local area on the Scotland's Census website. Currently this only contains data from the 2011 and 2001 censuses but will be updated with 2021 data soon. Please bear this in mind when comparing the data - you may be looking at data that is over 10 years out of date.

### Scotland's Census

This website provides reports on council areas. Enter your town name or council area into the search bar and click on the correct option to generate an area overview.

<https://www.scotlandscensus.gov.uk/search-the-census/#/explore>



The screenshot shows the Scotland's Census website interface. At the top, there is a blue navigation bar with the Scotland's Census logo (a white saltire on a blue square) and the text "Scotland's Census" with the tagline "Shaping our future" and "A dealbhadh ar n-àm ri teachd". To the right of the logo are navigation links: "About the census", "2011 results" (which is underlined), "Case studies", and "News and events". A search icon is also present in the top right corner. Below the navigation bar, the main content area has a heading "Area overviews". Underneath this heading, it says "View census results from:" followed by two radio buttons: "2011" (which is selected) and "2001". Below this, there is a search section titled "Search by postcode, town name or council area" with a subtext "For example, 'IV1 1HY' or 'Dumfries and Galloway'". There is a search input field with a yellow border and a search icon to its right.

The area overview displays statistics for certain demographics. You can navigate between the topics in the tabs at the top ('Population', 'Household', 'Identity' etc.).

This website only displays the statistics as percentages of the total number of people in an area. Comparing percentages is the easiest way to compare this data to your group.

You can click the 'view as chart' button at the side of each topic to view the results as a chart if you would prefer.

Scotland's Census  
Shaping our future  
A' dealbhadh ar n-àim ri teachd

About the census | 2011 results | Case studies | News and events

Home > Census results > Area overviews

Start again

## Edinburgh, City of: 2011 overview

Compare census years  
Add another year to compare statistics

2001 +

OR

Compare an area  
Add up to 2 further areas to compare statistics.

+ Add an area

Population | Household | Identity | Health | Education | Labour Market

---

**Sex** All people

[View as chart](#)

**476,626**

Males	Females
<b>48.8 %</b>	<b>51.2 %</b>

## Guidance for comparing data from the census to the Making Music survey (Scotland)

We selected questions for the Census Comparison Survey based on the information that is available in the area profiles. This section of the guide will show you where to find the comparative data for each question.

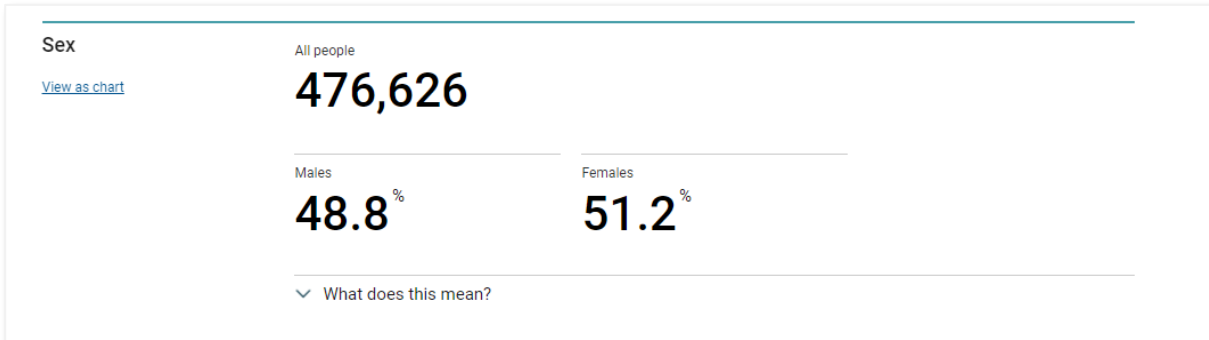
### How old are you?

Age data is available under the 'Population' tab. The age bands used in Scotland are slightly different to those used in the Making Music survey, so you might have to combine some of the sections to be able to compare, or just get a rough idea of where your group sits.

Age		
All people		
<b>476,626</b>		
0 to 4 years old	5 to 15 years old	16 to 29 years old
<b>5.5 %</b>	<b>9.7 %</b>	<b>24.6 %</b>
30 to 44 years old	45 to 59 years old	60 to 74 years old
<b>22.1 %</b>	<b>18.5 %</b>	<b>12.4 %</b>
75 years old and over	All people	Under 16 years old
<b>7.2 %</b>	<b>476,626</b>	<b>15.1 %</b>
16 to 64 years old	65 years old and over	
<b>70.5 %</b>	<b>14.4 %</b>	
<a href="#">What does this mean?</a>		

## What is your gender? Is your gender the same as the sex you were assigned at birth?

Sex data is found in the 'Population' tab. Unfortunately, data on gender identity is not available in the area profiles.



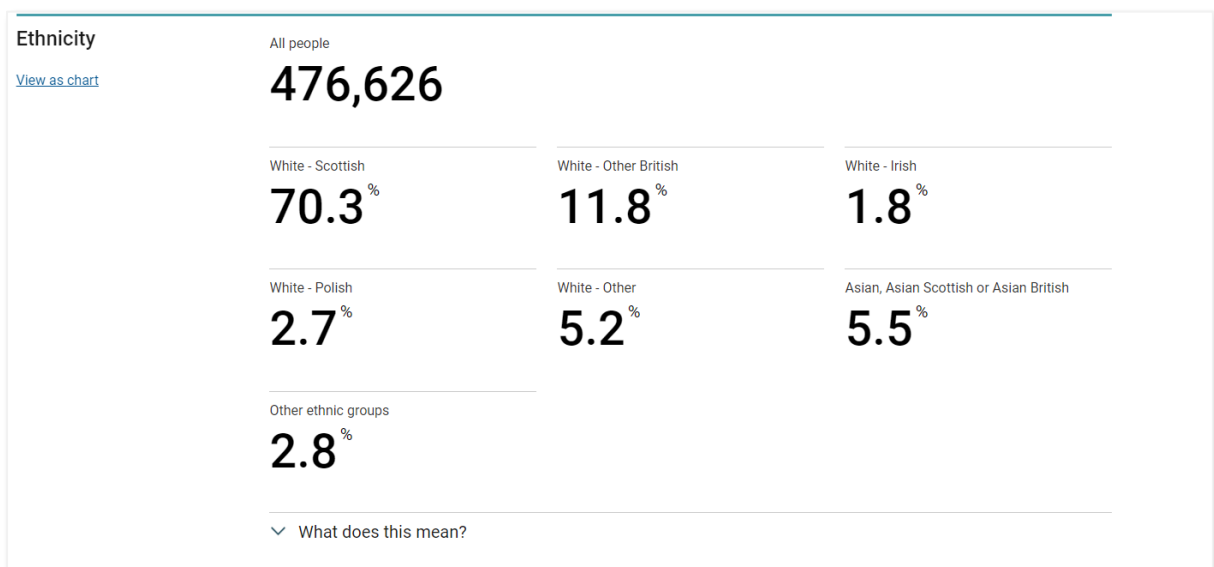
## Which of the following best describes your sexual orientation?

Unfortunately, data on sexual orientation is not available in the area profiles.

## What is your ethnic group?

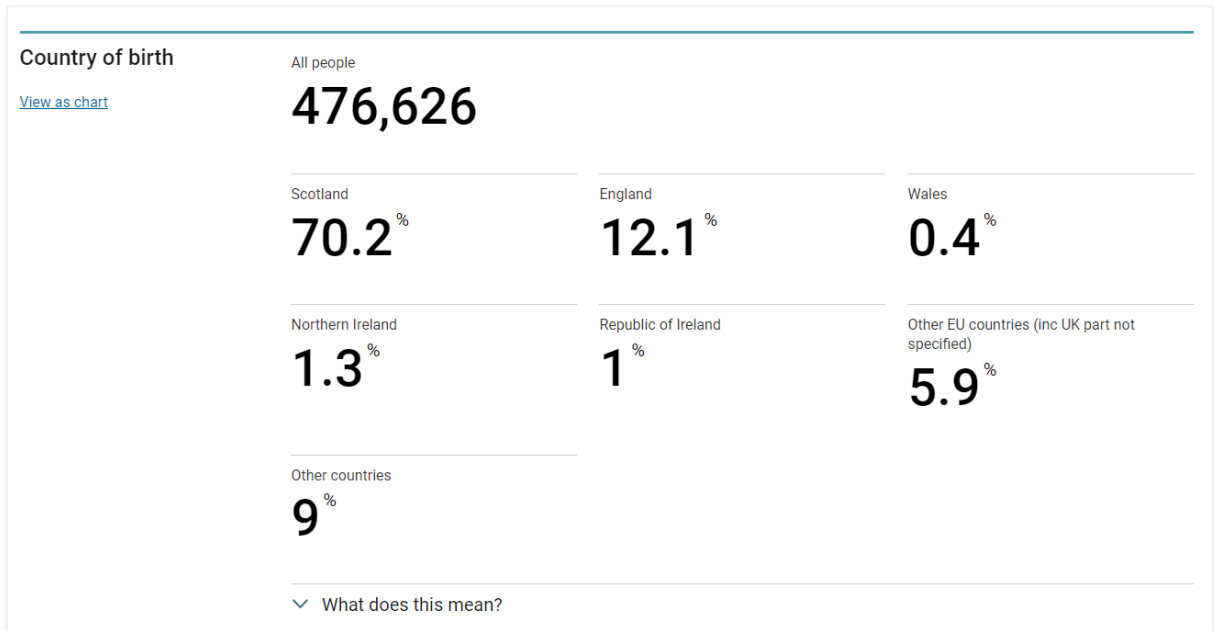
Data on ethnicity is available in the 'identity' tab. The way this is reported in Scotland is slightly different to how the data is collected in the Making Music survey. You will need to combine the local percentages for 'White - Scottish' and 'White - Other British' to get a result that can be compared to 'White - English/Welsh/Scottish/Northern Irish'.

You may need to combine other results from your survey to compare to the census.



## Were you born in the UK?

Data on country of birth is available under the 'Identity tab'. To calculate the percentage of people born in the UK, combine the percentages for Scotland, England, Wales, and Northern Ireland. In the example below this would be 84%. The others can be combined to determine the percentage of people not born in the UK.



## Do you have any physical or mental health conditions or illnesses lasting or expected to last 12 months or more? If yes, do any of your conditions or illnesses reduce your ability to carry out day-to-day activities?

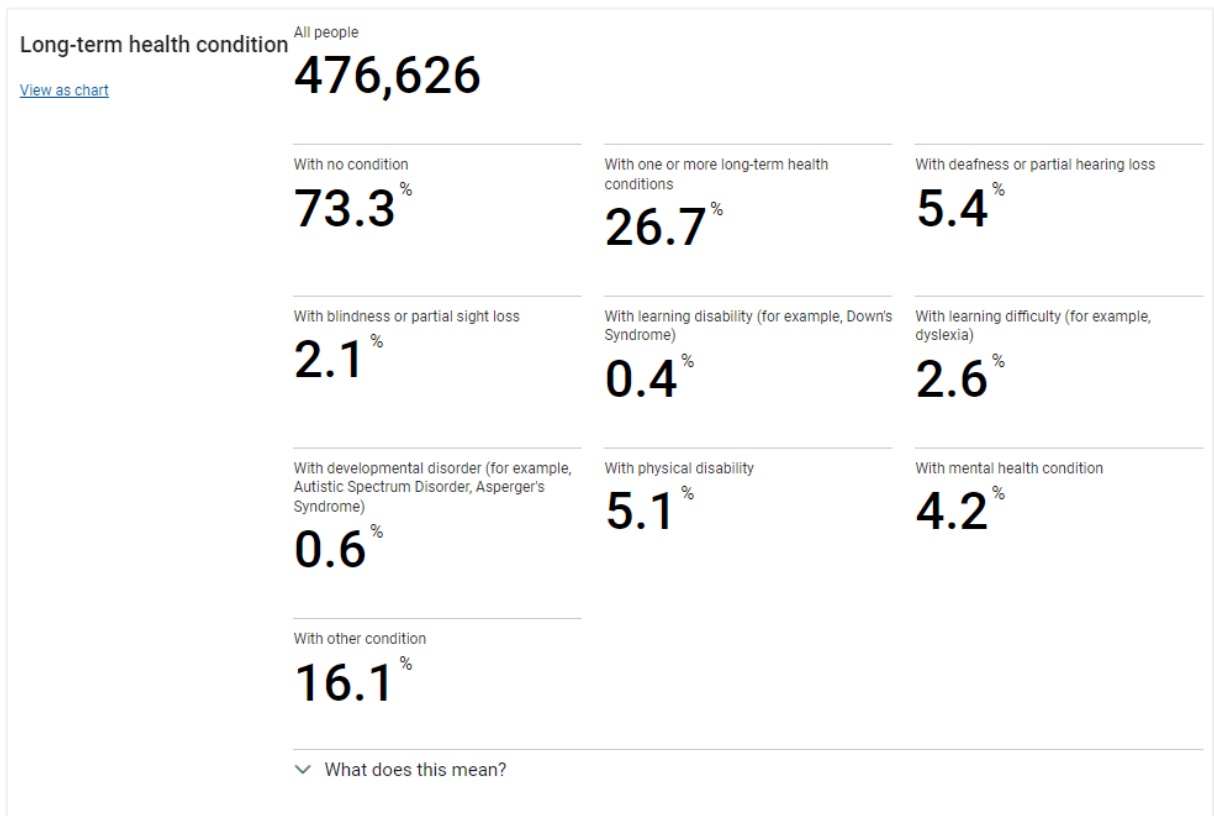
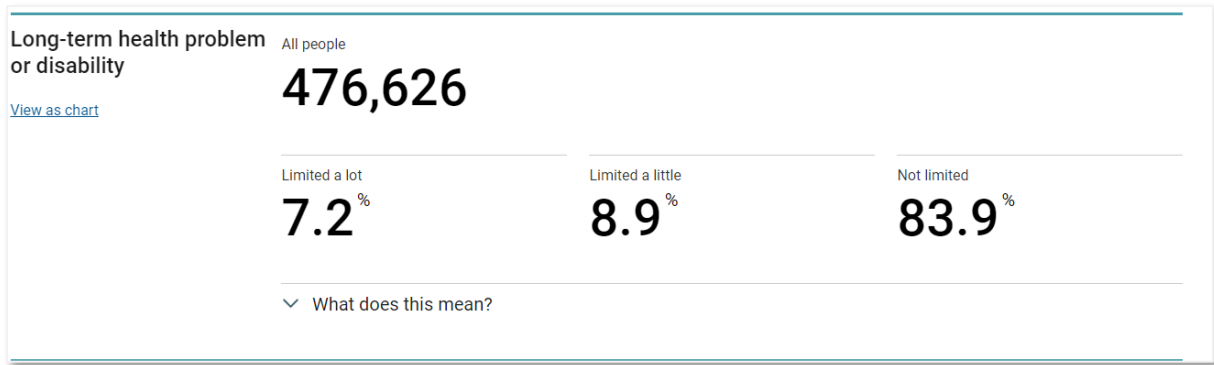
These two questions provide information about disabilities. In the UK census, people who assess their day-to-day activity as limited by long-term physical or mental health conditions or illnesses are considered disabled.

To calculate the number of disabled people from your survey results, combine the results for 'Yes, a lot' and 'Yes, a little' for the second question.

To calculate the number of non-disabled people, combine the results for 'No' in the first question, and 'Not at all' in the second question.

Data for 'Long-term health problem or disability' can be found under the 'Health' tab. Compare your answers for 'Yes a lot', 'Yes a little', and 'No condition/not at all'.

To see the percentage of people who have no long-term health condition, scroll down to look at the 'Long-term' health condition section. This shows you the percentage of people with 'no condition' and those 'with one or more long-term health condition'.



### What is your employment status?

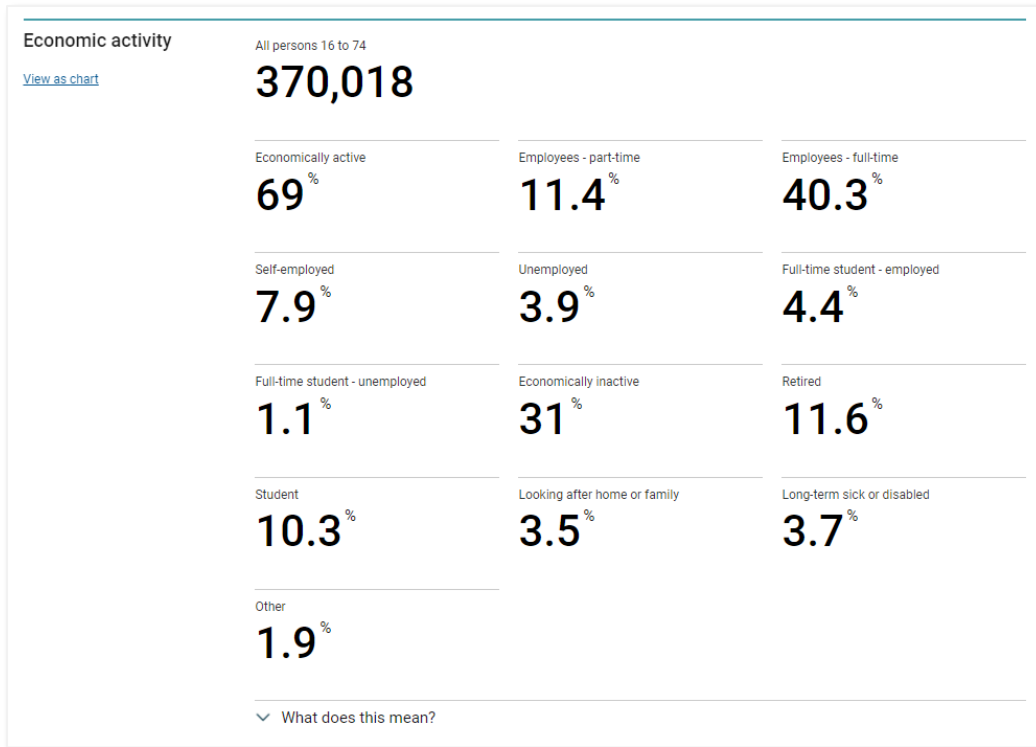
This data is available under the 'Labour Market' tab and is titled 'Economic Activity'.

In the UK Census they define 'economically active' as people aged over 16 who were:

- In employment
- Unemployed, but looking for work and could start within two weeks
- Unemployed, but waiting to start a job that had been offered and accepted

It is a measure of whether a person was an active participant in the job market during the period of the census.

The Making Music survey is not as detailed as the census results are so you will not be able to make direct comparisons for economic activity. However, you will be able to see whether the general make-up of your group matches your area (e.g. how does the number of students compare? What about the number of retired people?).



### What is your highest level of qualification?

Data on qualifications is available under the 'Education' tab. Scotland does not capture or report data on apprenticeships so you will not be able to compare this statistic.

